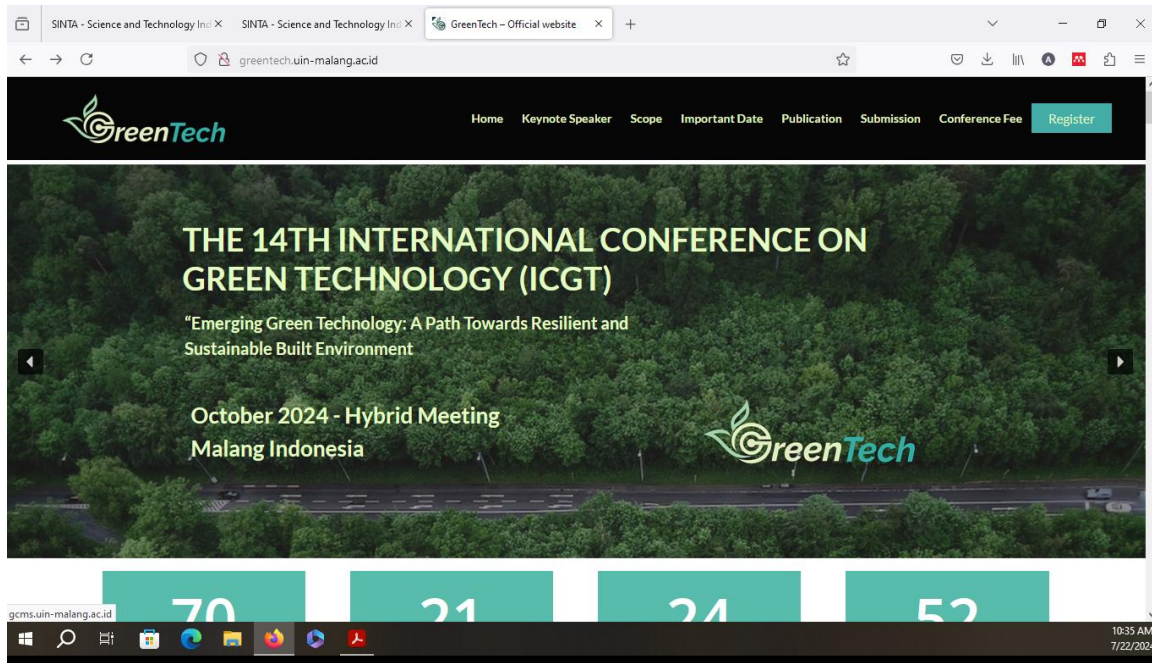


Welcome to the 14th International Conference on Green Technology (ICGT) 2024.

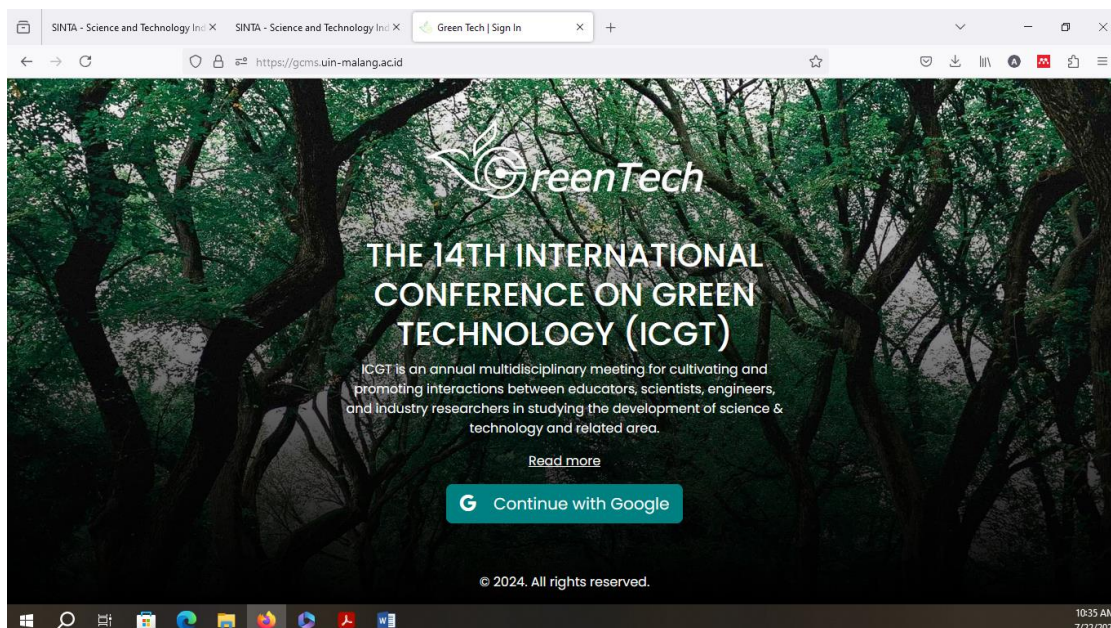
For Registration on ICGT 2024, you can refer to the participant guidelines below :

1. Registration for your ICGT Conference Account

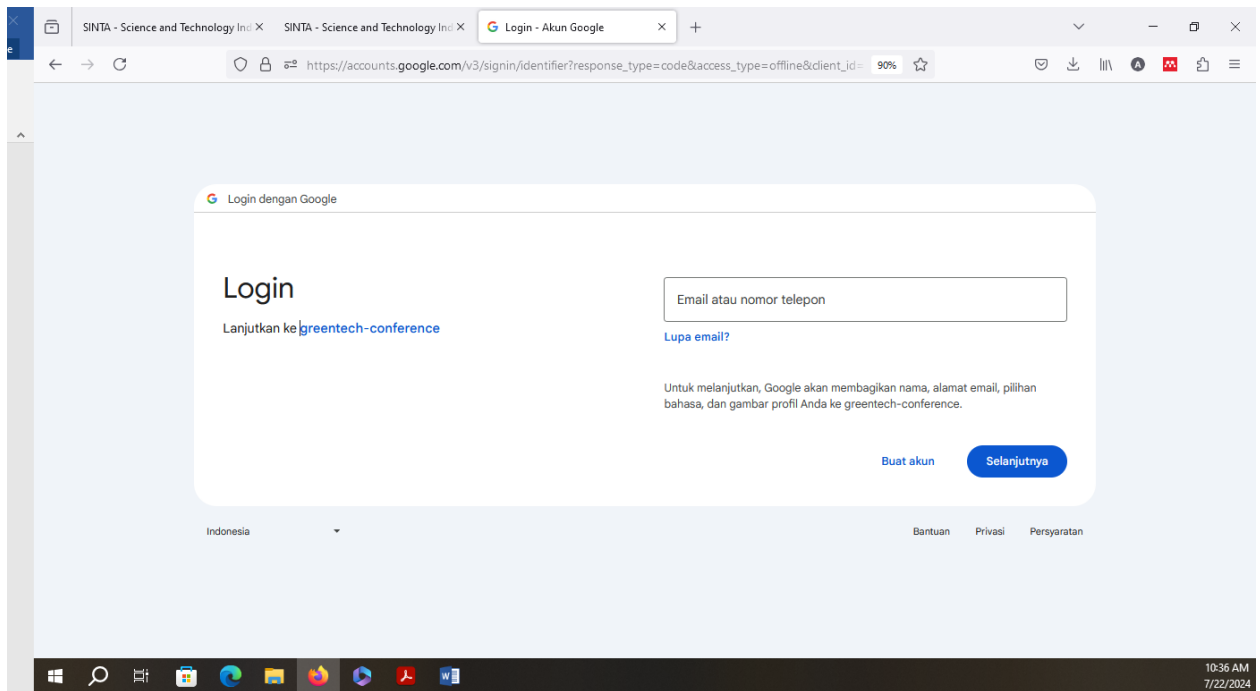


To register, you can go to the ICGT 2024 Website: <http://greentech.uin-malang.ac.id/> and then click on Register Menu in the header menu on the web.

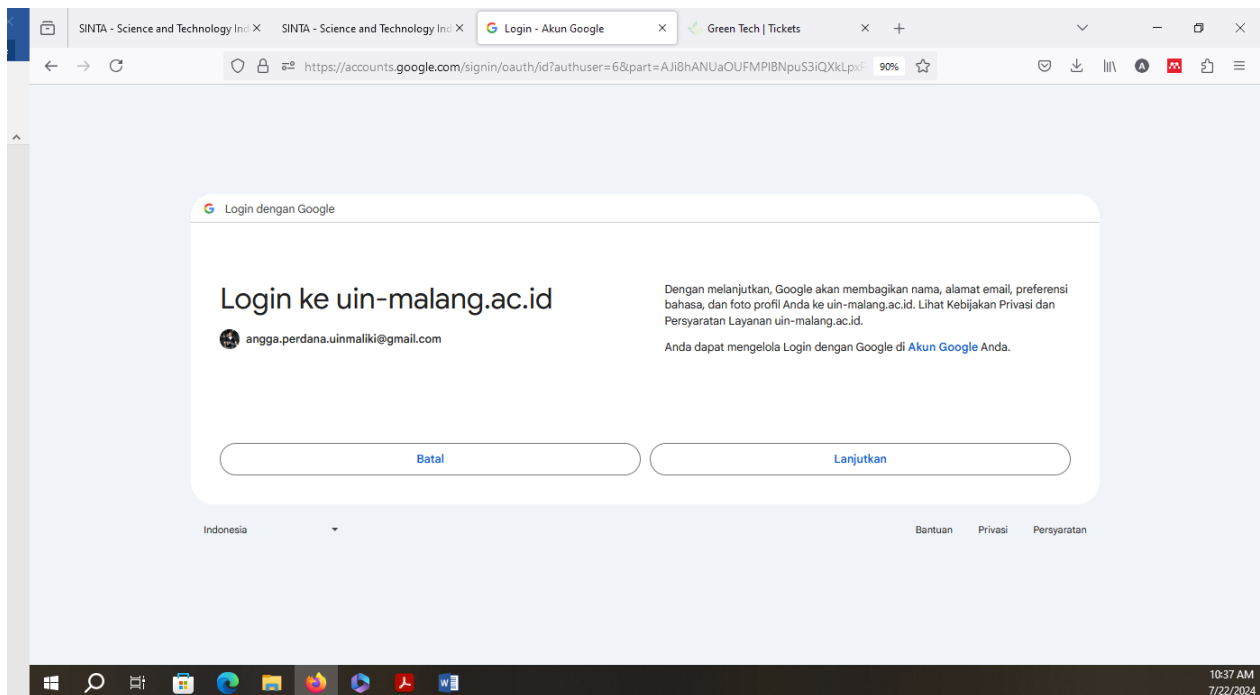
You will be directed to the ICGT 2024 Registration page below :



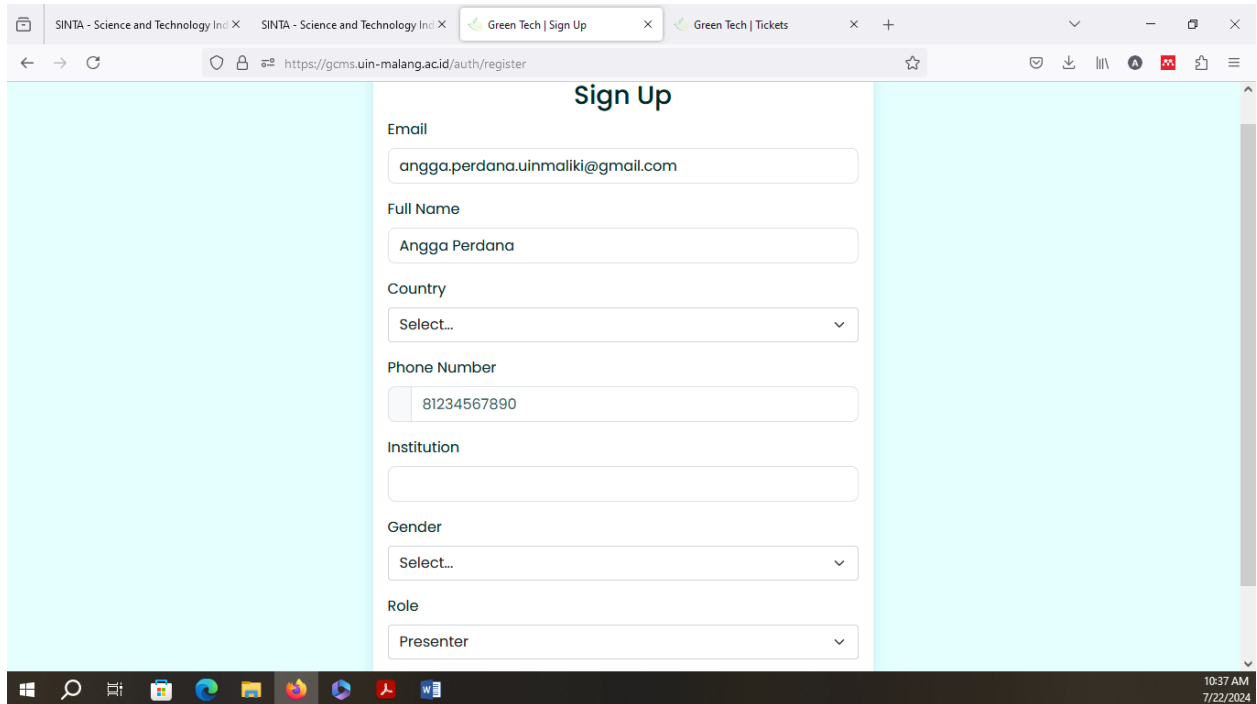
To register, click on the “Continue with Google” Menu, and then the page will direct you to Google Account Login. You can use your personal Google Account to login into the Conference Account



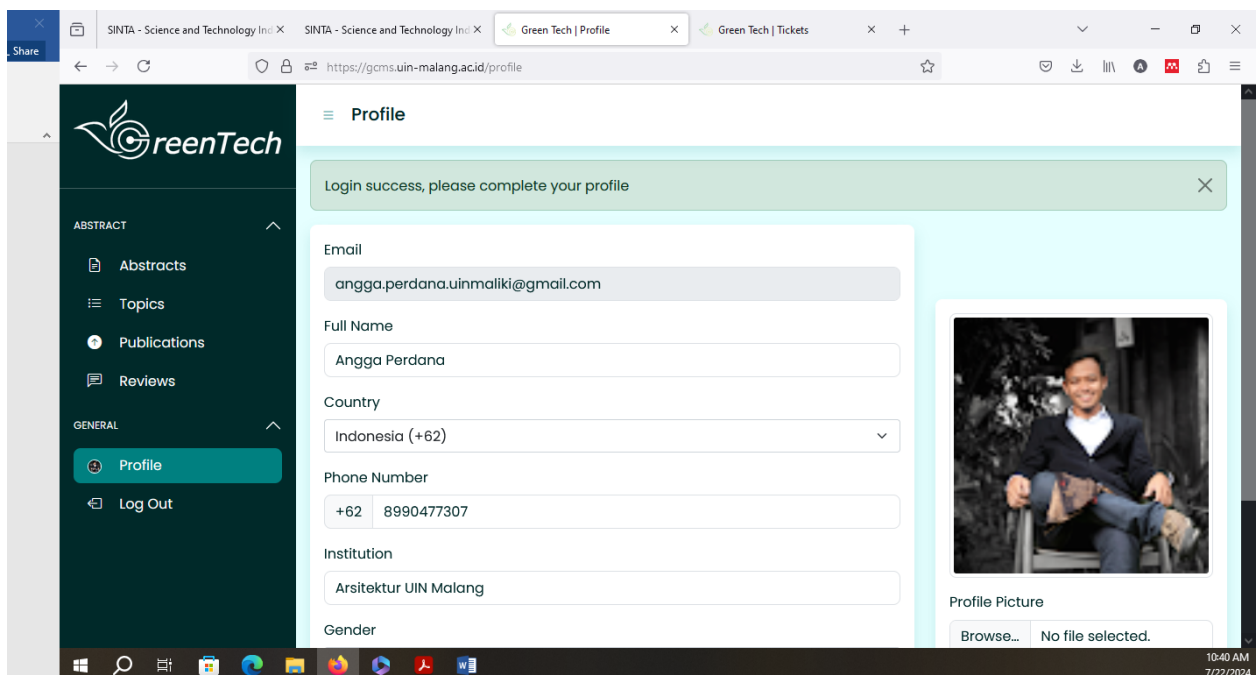
Login to your Google account and click next or lanjutkan.



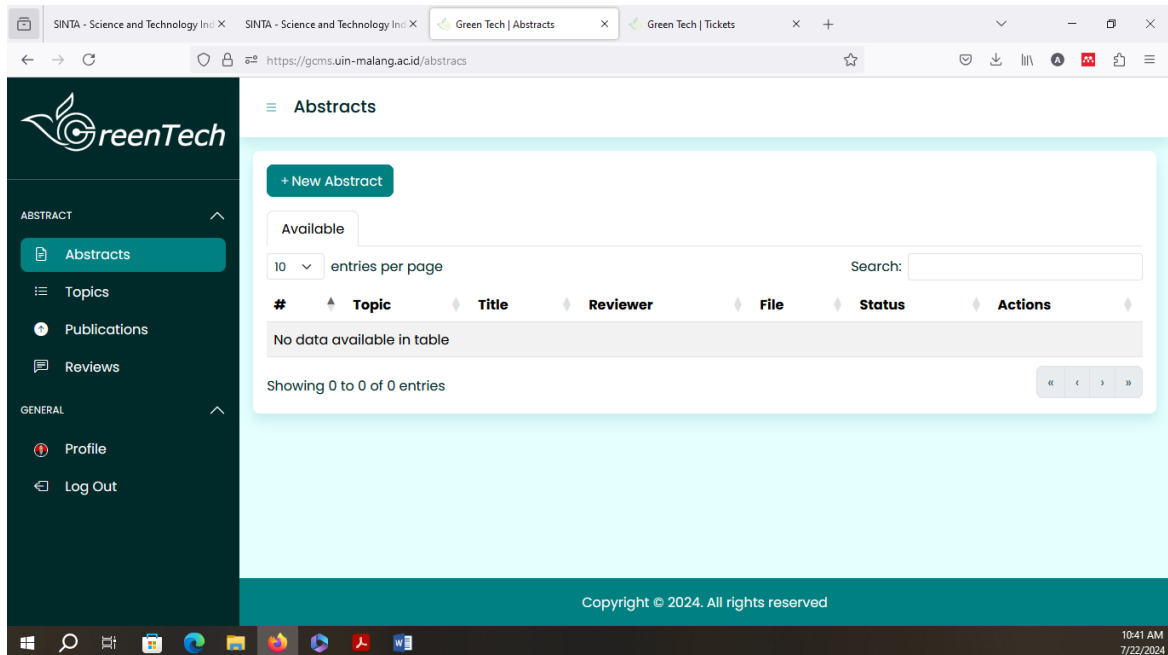
Now you can sign Up for the conference account, and please fill in the Full name, Country, Phone Number (Whatsapp account), Institution, gender, and your role (you can choose as a Presenter or Listener)



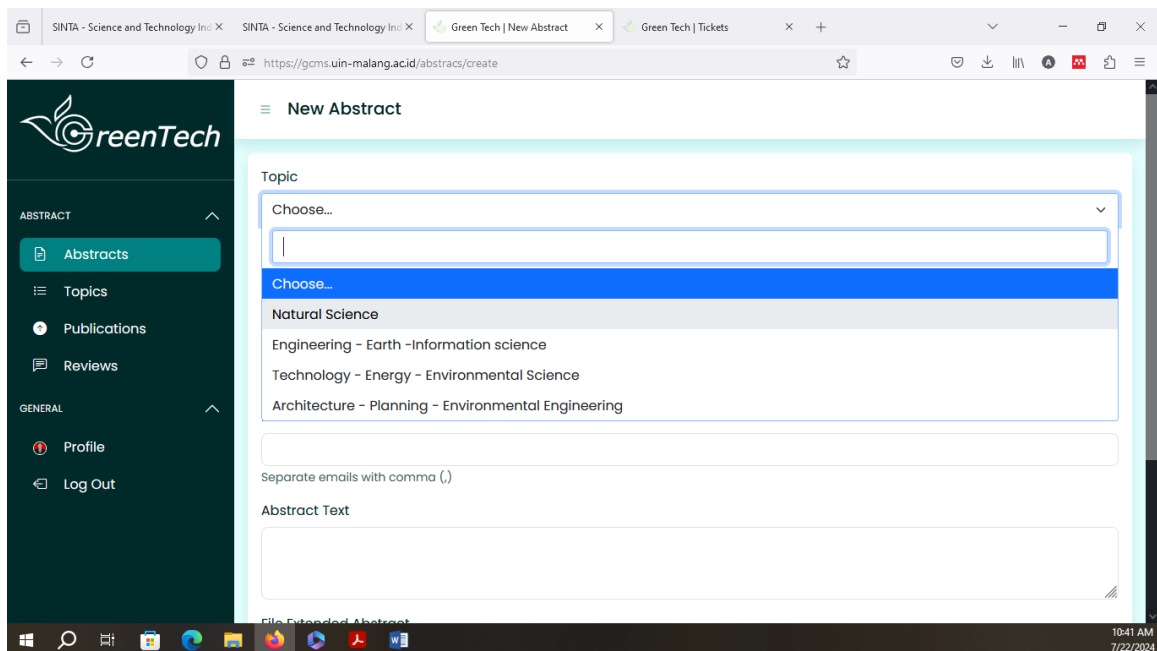
After the sign-up, You will directed to the Profile account management, and you can upload your profile picture for the account identified. And now your Conference Account has been created.



2. Make an Extended Abstract Submission

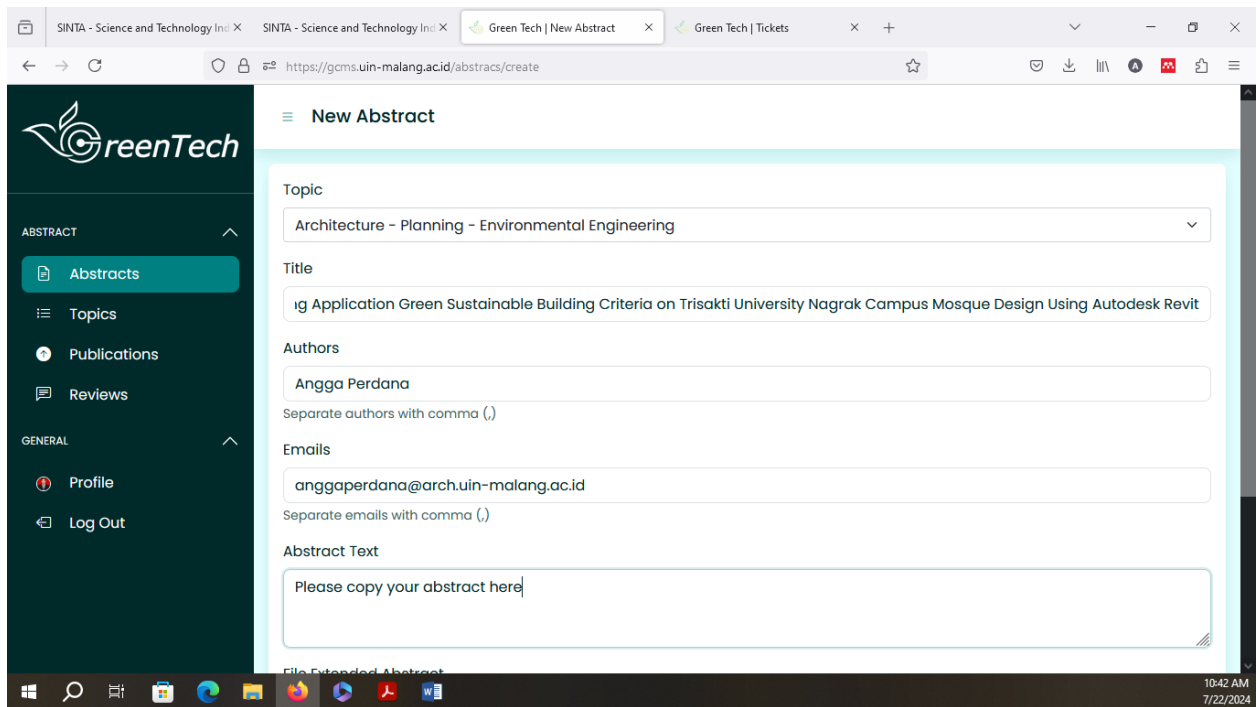


For extended Abstract submission, click on the abstract menu and be directed to the page above. You can click New Abstract to upload your extended Abstract and be directed to the new abstract page below.



Please choose a topic for your submission. The topic description is on the topics menu on the left side of the page.

Please Fill the title section with your paper title, and fill the author name and email with separation with a comma (,)



New Abstract

Topic: Architecture - Planning - Environmental Engineering

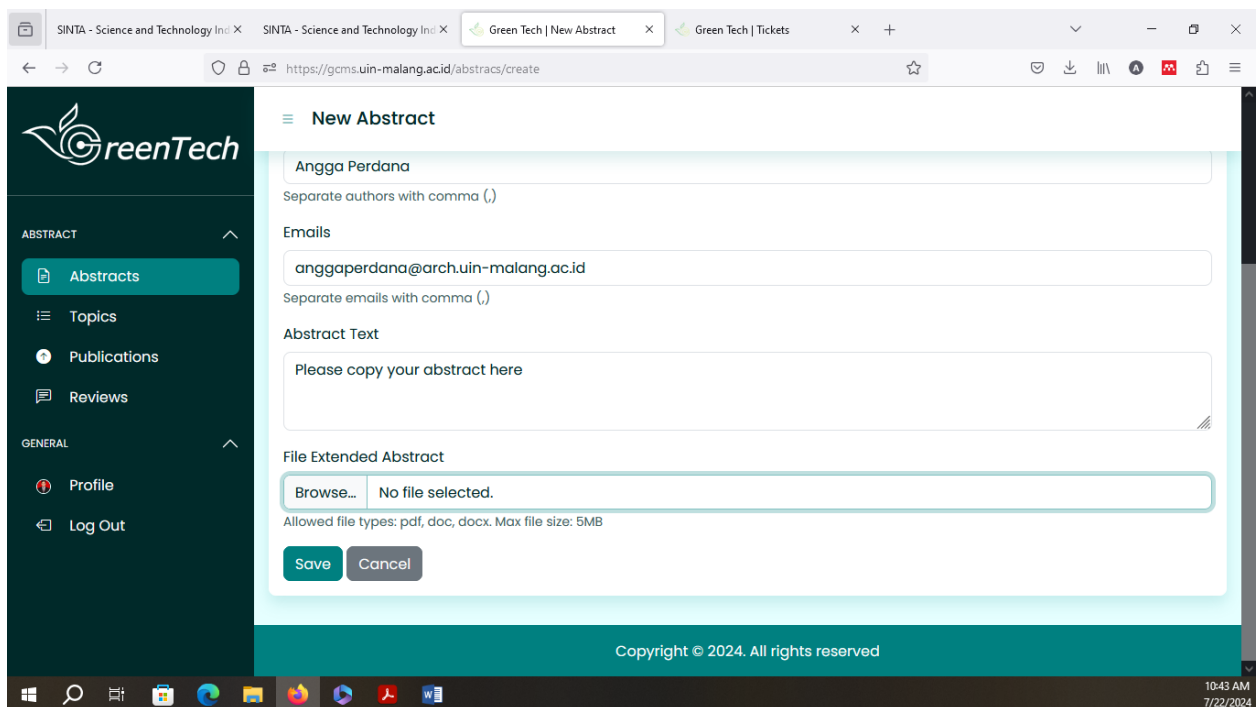
Title: Iig Application Green Sustainable Building Criteria on Trisakti University Nagrak Campus Mosque Design Using Autodesk Revit

Authors: Angga Perdana
Separate authors with comma (,)

Emails: anggaperdana@arch.uin-malang.ac.id
Separate emails with comma (,)

Abstract Text: Please copy your abstract here

After That, you can Fill the Abstract and upload your full extended Abstract in the file upload section below. Please notice the file type and size.



New Abstract

Authors: Angga Perdana
Separate authors with comma (,)

Emails: anggaperdana@arch.uin-malang.ac.id
Separate emails with comma (,)

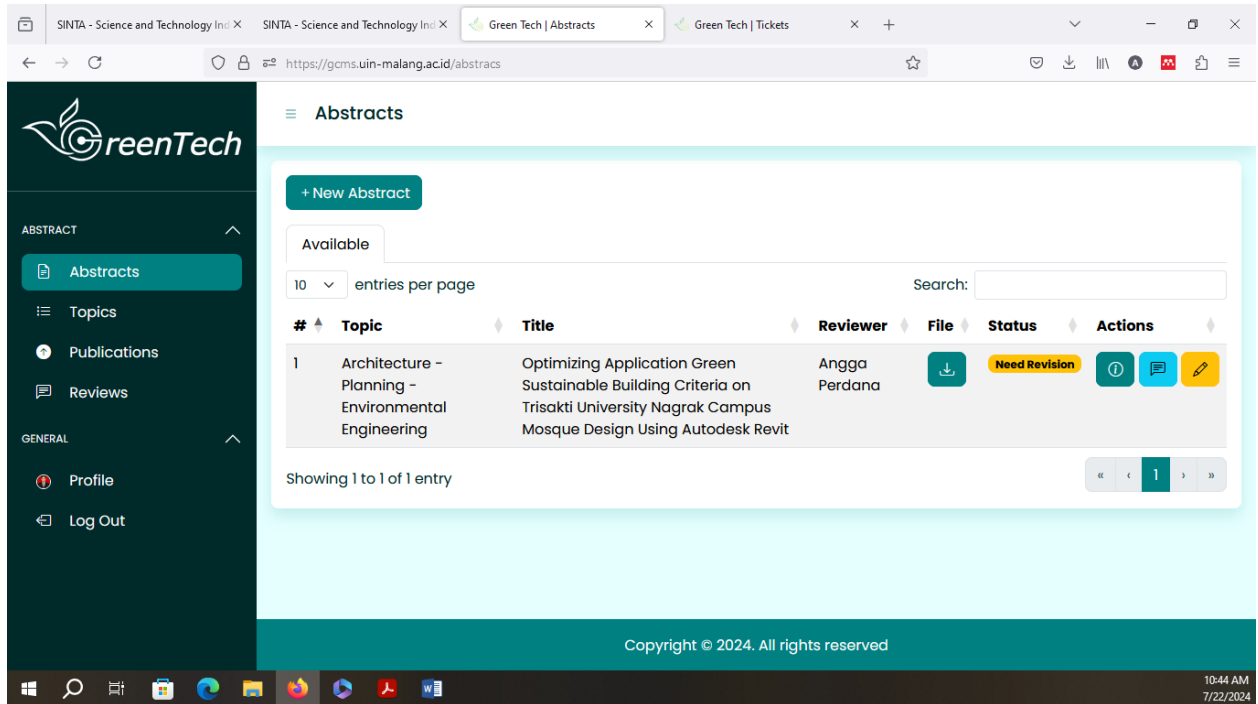
Abstract Text: Please copy your abstract here

File Extended Abstract: Browse... No file selected.
Allowed file types: pdf, doc, docx. Max file size: 5MB





Save Cancel

Copyright © 2024. All rights reserved

If your upload is completed, you will be directed to the abstract page, and you can monitor your status on this page. You will receive the submission notification by email.



The screenshot shows a web browser window with the URL <https://gams.uin-malang.ac.id/abstracts>. The page title is "Abstracts". On the left, there is a dark sidebar with the "GreenTech" logo and a navigation menu. The main content area is light blue and features a "+ New Abstract" button, a search bar, and a table of abstracts. The table has columns for "#", "Topic", "Title", "Reviewer", "File", "Status", and "Actions". One abstract is listed with a status of "Need Revision".

#	Topic	Title	Reviewer	File	Status	Actions
1	Architecture - Planning - Environmental Engineering	Optimizing Application Green Sustainable Building Criteria on Trisakti University Nagrak Campus Mosque Design Using Autodesk Revit	Angga Perdana		Need Revision	  

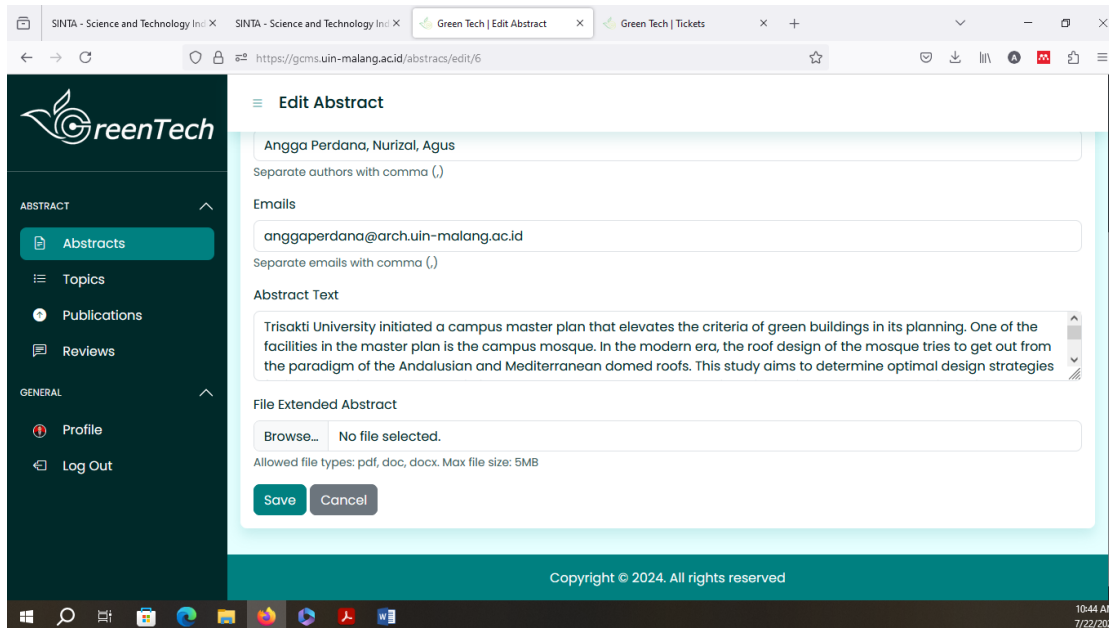
Showing 1 to 1 of 1 entry

Copyright © 2024. All rights reserved

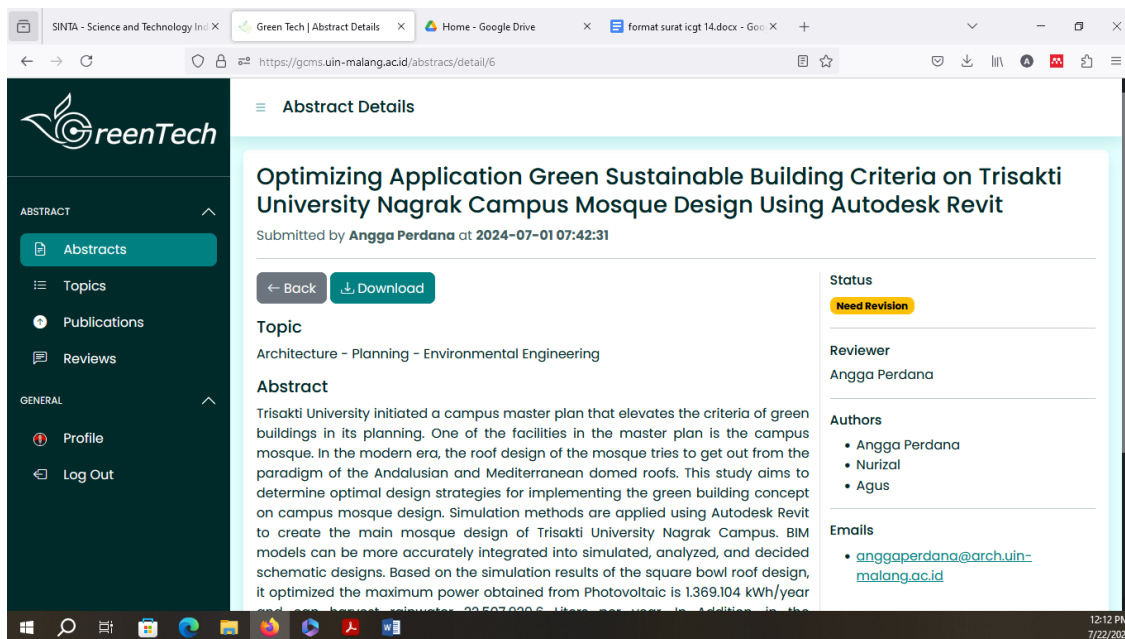
10:44 AM
7/22/2024

You will be notified by email for every conference process that you have registered for the conference account.

3. Make a Revision of the Extended Abstract



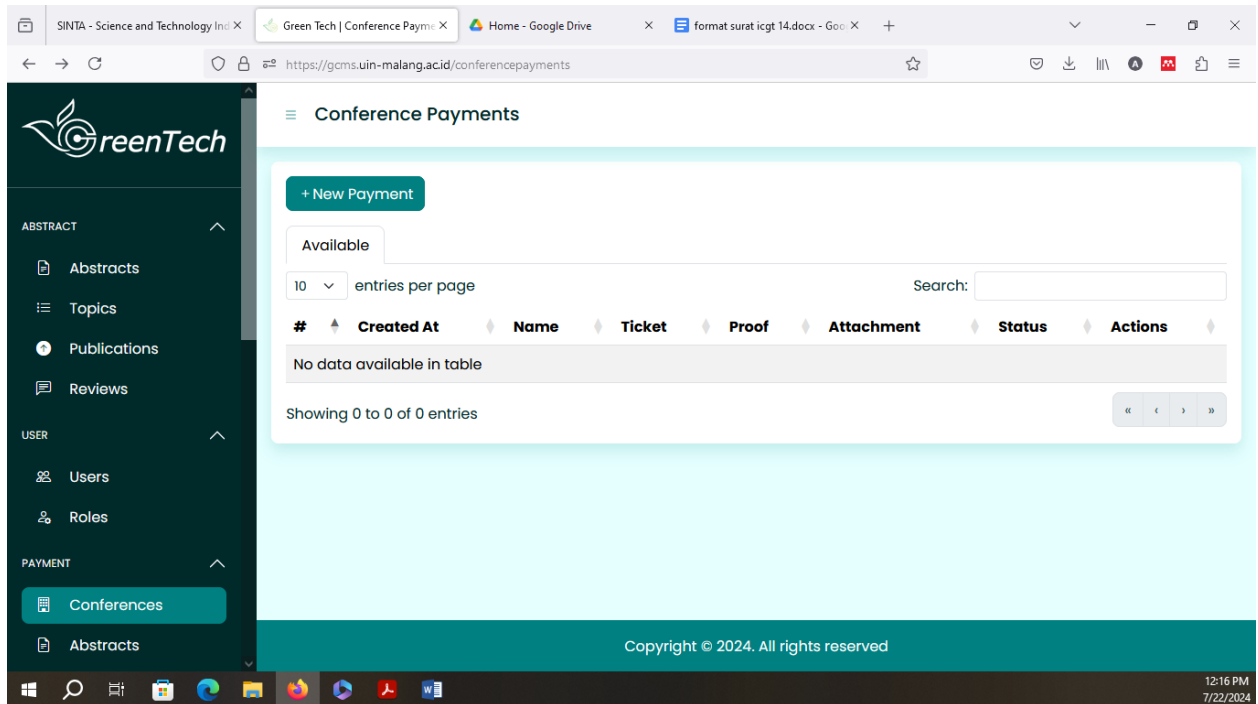
To re-upload the revised, extended Abstract, you can edit and re-upload the extended abstract file, abstract text, or title. Please do not make new submissions for a revised version of your paper.



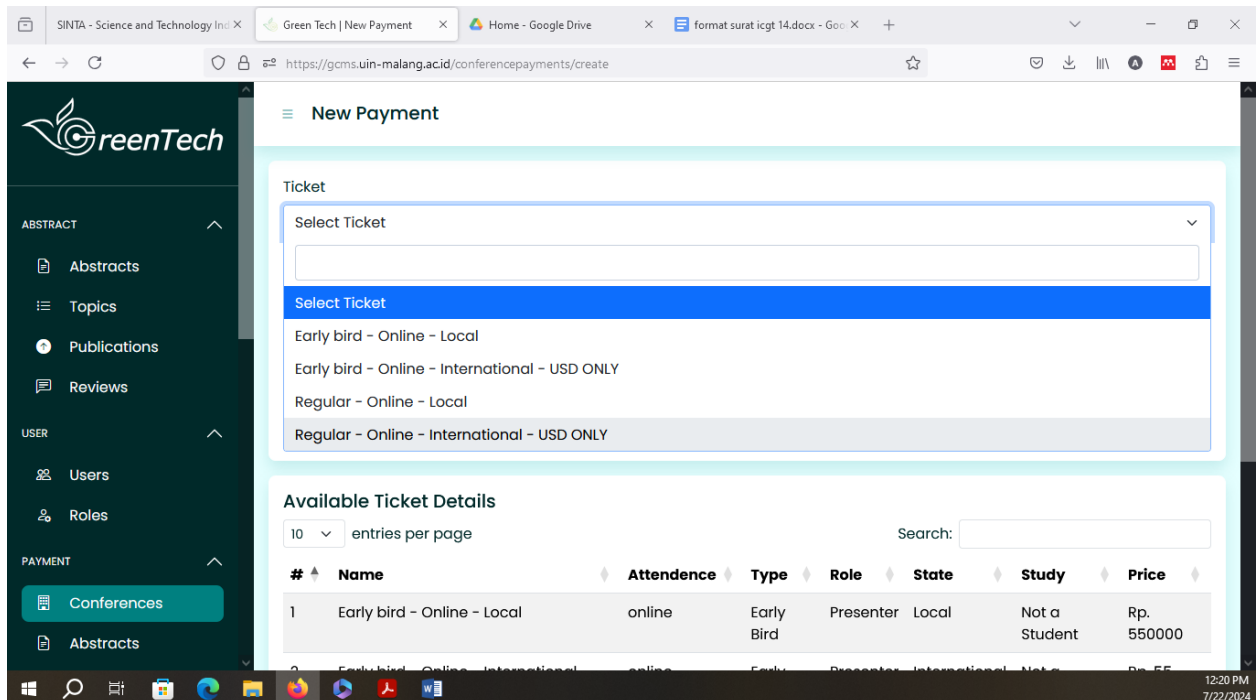
You can edit and preview your submission or details by clicking on the action menu.

If your extended Abstract accepted for presentation, you will be notified by email for conference payment. The payment menu will unlock if your extended Abstract is accepted at the conference.

4. Conference Payment



The conference payment menu will be unlocked when the editor accepts your extended Abstract. You must make new payment for the presentation at the conference. Please choose your ticket, upload a proof document for the student, and upload your evidence of transfer in the payment menu.



#	Name	Attendance	Type	Role	State	Study	Price
1	Early bird - Online - Local	online	Early Bird	Presenter	Local	Not a Student	Rp. 550000

☰ **New Payment**

Payment

Select Payment Type ▼

Proof

Telusuri... Tidak ada berkas dipilih.

Attachment

Telusuri... Tidak ada berkas dipilih.

Tidak ada berkas dipilih.

Save Cancel

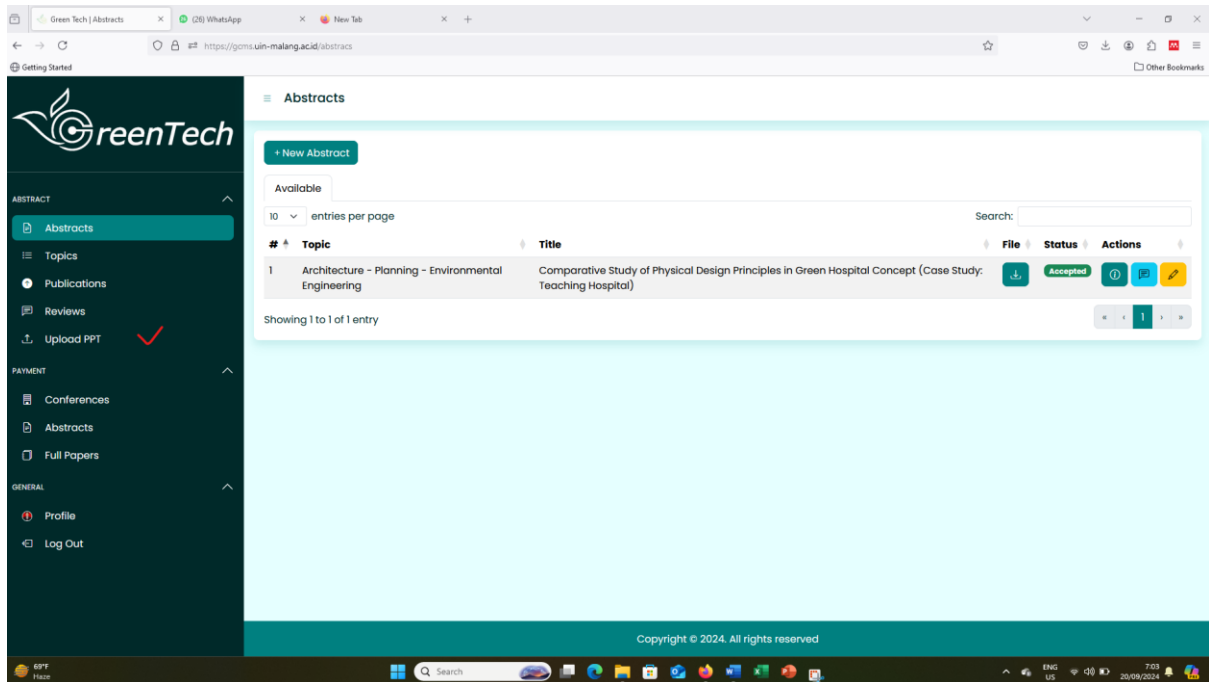
Available Payment Details

10 ▼ entries per page Search:

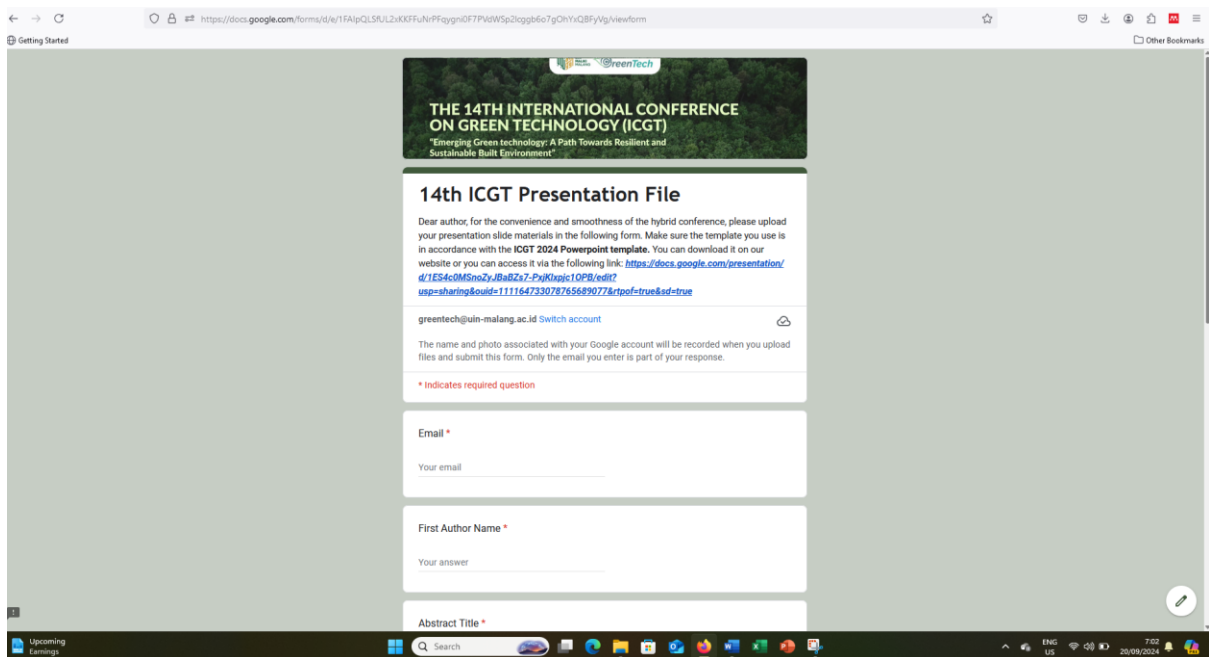
#	Name	Attendance	Type	Role	State	Study	Price
1	Early bird - Online - Local	online	Early Bird	Presenter	Local	Not a Student	Rp. 550000
2	Early bird - Online - International - USD ONLY	online	Early Bird	Presenter	International	Not a Student	Rp. 55
3	Regular - Online - Local	online	Regular	Presenter	Local	Not a Student	Rp. 650000
4	Regular - Online - International - USD ONLY	online	Regular	Presenter	International	Not a Student	Rp. 60
5	Early bird - Onsite - Local	offline	Early Bird	Presenter	Local	Not a Student	Rp. 950000
6	Early bird - Onsite - International USD only	offline	Early Bird	Presenter	International	Not a Student	Rp. 100
7	Regular - Onsite - Local	offline	Regular	Presenter	Local	Not a Student	Rp. 1100000
8	Rergular - Onsite - International USD Only	offline	Regular	Presenter	International	Not a Student	Rp. 125
9	Early bird - Onsite - Local - Undergraduate	offline	Early Bird	Presenter	Local	Undergraduate Student	Rp. 700000

Please choose your ticket. For the student, you must upload a Student ID Card in the Attachment menu and your evidence of bank transfer in the proof menu. Non-students can only upload the transfer bill to the proof menu.

5. Presentation Material Upload

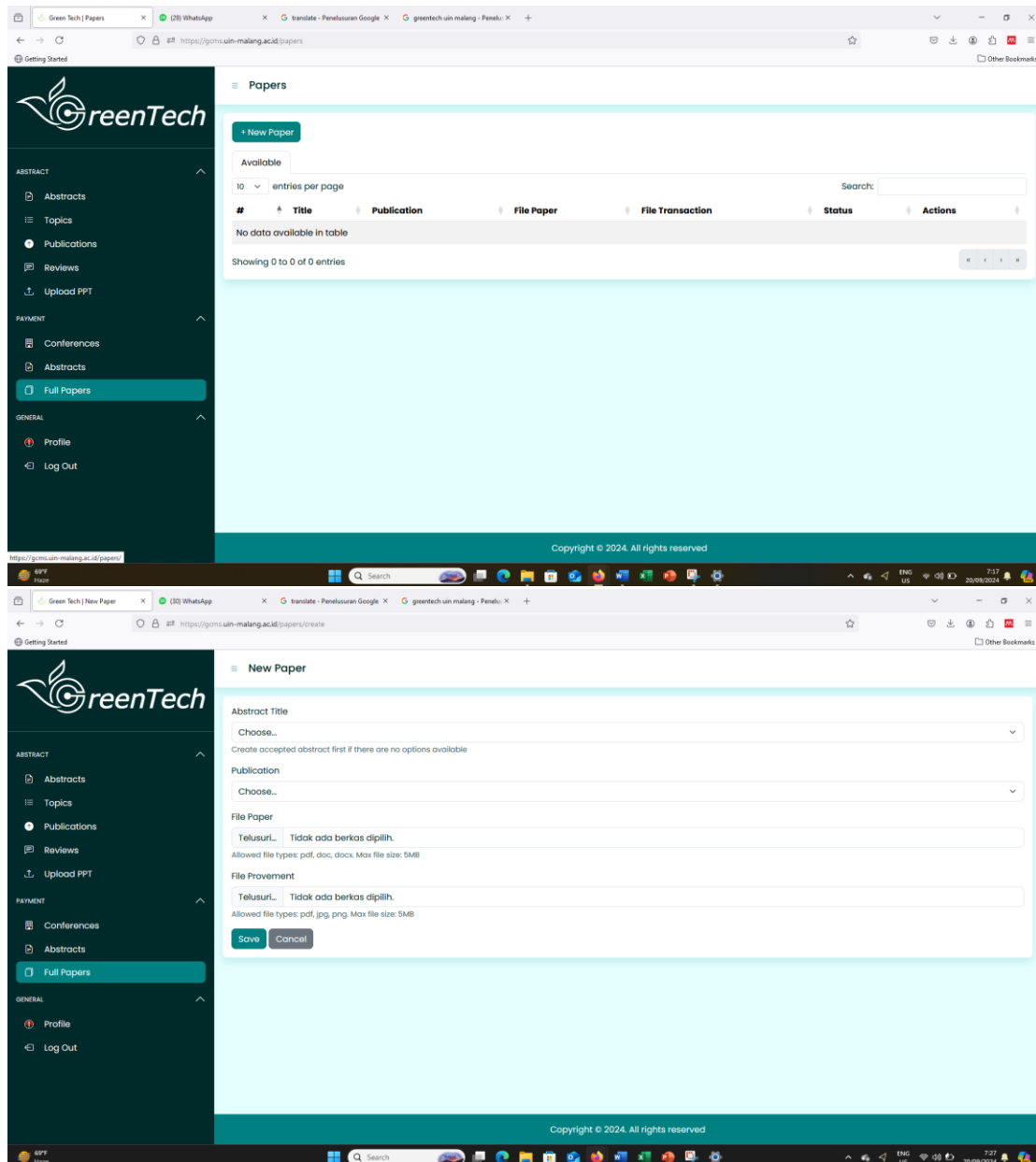


To all presenters who have made payments, you are required to upload your presentation file using the template provided. You can download the template via the link provided on our website or click on the following link: <https://docs.google.com/presentation/d/1ES4c0MSnoZyJBaBZs7-PxjKlXpj1OPB/edit#slide=id.p2> . And please upload into Menu Upload PPT in your submission account.



You will be directed to a form, and please ensure to check every answer and upload your PPT slides, a maximum of 7-8 slides. You can upload the ppt until 28th September 2024.

6. Full Paper Submission



The first screenshot shows the 'Papers' page with a sidebar menu on the left containing 'ABSTRACT', 'PAYMENT', and 'GENERAL' sections. The main content area has a '+ New Paper' button and a table with columns: '#', 'Title', 'Publication', 'File Paper', 'File Transaction', 'Status', and 'Actions'. The table is currently empty, displaying 'No data available in table' and 'Showing 0 to 0 of 0 entries'. The second screenshot shows the 'New Paper' form with fields for 'Abstract Title', 'Publication', 'File Paper', and 'File Proverment', each with a 'Choose...' dropdown or a file upload area. The 'File Paper' and 'File Proverment' fields include instructions: 'Tidak ada berkas dipilih.' and 'Allowed file types: pdf, doc, docx. Max file size: 5MB'. 'Save' and 'Cancel' buttons are at the bottom of the form.

For participants who have presented their papers in onsite or online conferences and have made revisions based on input during discussion sessions in conference sessions, they can upload their full papers in the FULL PAPER menu, make sure the full paper you write meets the template, and scope according to the type of publication you are writing.

If you want, you can download the full paper template via our website according to the type of publication you want. The full paper will go through a review process for the suitability of the template and scope by our editorial team.

If the paper does not match the template and scope, we will provide input to revise the full paper. This policy minimizes obstacles when the full paper is uploaded to the IOP or journal submission page.



The 14th International Conference on Green Technology

Faculty of Science and Technology
Universitas Islam Negeri Maulana Malik Ibrahim
Malang, Indonesia

Especially for those who choose IOP proceedings, you are asked to fill in and upload the publication agreement file, which is on our website, or you can download it via the following link:

<https://docs.google.com/document/d/1gNCOUjEd5iCg2sJN3nMUIiOIHqoerJQi/edit>

To Submit a Full Paper, please follow this step :

1. Choose your Abstract Title
2. Choose your publication
3. Upload your Full paper according to the publication template
4. Upload your publication agreement file that is already signed